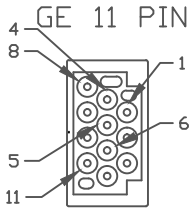


THIS DRAWING CONTAINS INFORMATION PROPRIETARY TO RF INDUSTRIES,
 ANY UNAUTHORIZED USE OF THIS DRAWING IS EXPRESSLY PROHIBITED
 WITHOUT WRITTEN PERMISSION FROM RF INDUSTRIES.
 ANY VIOLATION IS PUNISHABLE UNDER U.S. COPYRIGHT LAWS.

PART NO.

35XX-0L

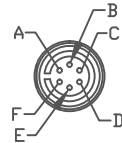
REV	DESCRIPTION	DWN	DATE	APPR
-	ENGINEERING RELEASE	FLH	06/24/10	F.H.



GE 11 PIN
 PN'S 3506; 3516

POS	COLOR	PIN
LA	BLK	4
LL	RED	8
C	DRG	6
RL	GRN	5
RA	WHT	1
SHEILD		11

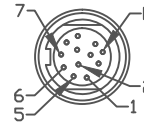
AAMI 6 PIN



PN'S 3540; 3551

POS	COLOR	PIN
LA	BLK	B
LL	RED	C
C	DRG	D
RL	GRN	E
RA	WHT	A
SHEILD		F

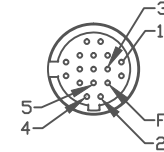
SPACELABS 8 PIN



PN 3585

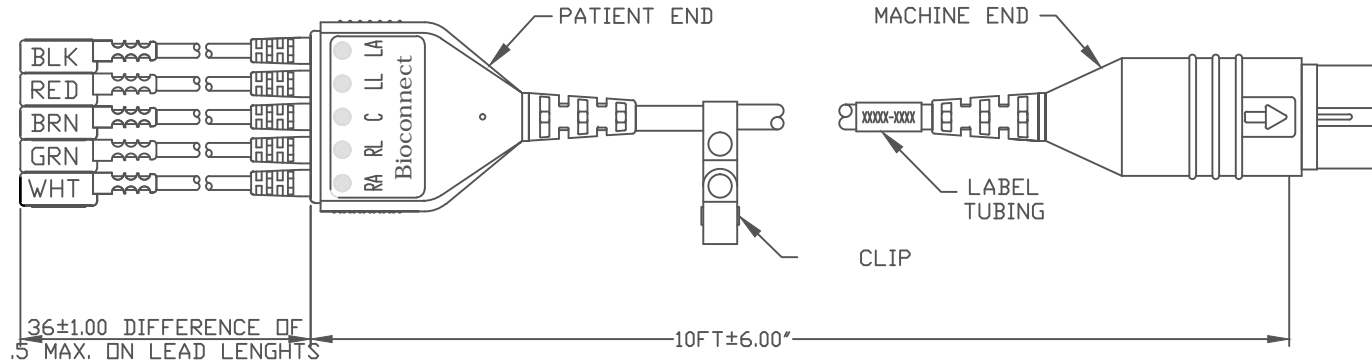
POS	COLOR	PIN
LA	BLK	7
LL	RED	6
C	DRG	5
RL	GRN	2
RA	WHT	1
SHEILD		F

PHILLIPS 17 PIN



PN'S 3596

POS	COLOR	PIN
LA	BLK	1
LL	RED	2
C	DRG	3
RL	GRN	4
RA	WHT	5
SHEILD		F



1			
2			
3			
4			
5			
6			
7			
8			
9			
10			
11			
12			
13			
14			
#	DESCRIPTION	QTY	APPROVALS

DRAWN	F HENRY	06/24/10
CHECKED		
ORJ DRAWN	F. HENRY	06/24/10
DATE		

UNLESS OTHERWISE SPECIFIED:
 1. COILED CABLE AND PACKAGE INSERT
 TO BE PLACED IN PLASTIC BAG

DIMENSIONS ARE IN INCHES
 UNLESS OTHERWISE NOTED
 TOLERANCES ARE:
 .XXX±.005
 .XX±.010
 .X±.020



Bioconnect
 Division of RF Industries

7610 MIRAMAR RD
 SAN DIEGO, CA 921
 (858) 549-6340
 (858) 549-6345 F

ASSY, SHIELDED CABLE
 UNITIZED ALL CONNECTORS

SIZE		DWG NO.	REV
A		35XX-0L	-
SCALE:	NTS	CAD FILE	OUTLINE
		SHEET	1 0